

## Product Data

### ESD Discharge Simulator

Model : 910

Code : 4002 Series

#### Pro-Pack Materials Pte Ltd

Blk 970, Toa Payoh North, #04-18  
Toa Payoh Industrial Estate  
Singapore 318992

Tel : +65 63541511  
Fax : +65 63541711  
Email : sales@pro-pack.com.sg  
Website : www.pro-pack.com.sg

#### Regional Offices :

**Malaysia**  
Bold Pack Industries Sdn Bhd

**Indonesia**  
PT Pro-Pack Industries

**Thailand**  
Bold-Pack Materials (Thai) Co. Ltd

**Philippines**  
Pro-Pack Materials (Philippines) Inc.

**India**  
Pro-Pack Materials India Pvt Ltd

**China**  
Pro-Pack Materials (Wuxi) Co., Ltd

#### Features :

- Voltage range:  $\pm 5V - 8kV$
- Plug-in R/C networks:  
HBM (100pf/1,500 $\Omega$ )  
MM (200pf/0 $\Omega$ )  
Custom Networks
- Manual and automatic modes
- Tests most device configurations
- Optional Charged Device Model (CDM)
- Meets MIL STD. 883E, ESDA STM 5.1 & STM 5.2



#### Application :

Electrostatic discharge (ESD) has become a significant factor contributing to the disruption of electronic equipment or the premature failure of microelectronic devices in both the field and during the manufacturing process. Sensitivities below 30V are now common. Since it is not always possible to control the environment where electronic devices are used or handled, the burden of product reliability falls upon the manufacturer to design and build equipment that reduces susceptibility to ESD. The Model 910 ESD Simulator is an invaluable tool in developing components for use in today's military, industrial and consumer applications.

The ETS Model 910 is a bench top ESD Simulator designed for laboratory or low pin count production testing. It meets MIL STD 883E, Method 3015.8, ESDA STM 5.1, IEEE Std CC62.38, JESD22-A114-B plus other standards that reference Method 3015.8 for HBM testing up to 8kV. In addition, it meets the requirements of ESDA STM 5.2 for MM testing up to 2kV.

#### Description :

The Model 910 Electrostatic Discharge Simulator is a completely integrated system used to determine the ESD susceptibility level of electronic devices from  $\pm 5V - 8kV$ . The optional Charged Device Model (CDM) modification adds CDM testing capability up to 2kV. These features enable the Model 910 to meet virtually any ESD susceptibility requirement.

Typical discharge waveforms taken with a Tektronix CT-1 Current Transducer are shown below for Human Body Model (HBM) and Machine Model (MM) at 4kV and 400V respectively.

The Model 910 features a fully adjustable dual polarity 5 - 8.25kV power supply with safety inhibit switch, 3½-digit LED voltage level meter with 0.5" (12mm) numeric readout, manual and automatic test modes plus the necessary controls to perform all test functions. In the LO Range (5 - 1999V) resolution is 1V. In the HI Range (<20 - 8000V) resolution is 10V.

In MANUAL mode, a Discharge is initiated each time the DISCHARGE button is depressed. When the AUTO mode is selected, the number of discharges (0-9, indicated by a 1-digit LED readout) and the interval (adjustable from 0.5 - 30 sec.) are controlled automatically when the DISCHARGE button is depressed. Typically, each device pin combination is tested at both polarities using 3 discharges at 1 second intervals.

The discharge circuit consists of a mercury high voltage relay for bounce-free operation, plug-in R/C networks and a switched output for connecting the Device Under Test (DUT) pin to a curve tracer or similar instrument.

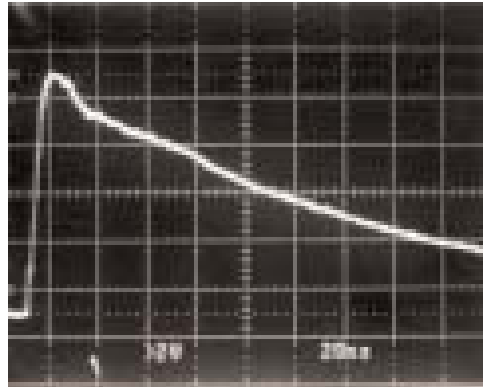
For testing below 1000V an additional mercury wetted relay is incorporated into the LO Range to maintain waveform compliance at very low voltage levels. (Optional with the Basic System.)

## Product Data

### ESD Discharge Simulator

Model : 910

Code : 4002 Series



Human Body Model (HBM)  
(1000 pf/1500Ω)




Machine Model (MM)  
(200 pf/0Ω)


The Charged Device Model (CDM) option applies the charging voltage momentarily to the desired pin and when the DISCHARGE button is depressed, the selected DUT pin is connected to ground via a HV relay.

The Remote Discharge option should be specified for controlling the Charge/Discharge function remotely or via a computer using 5V logic.


The Simulator interfaces with the Device Under Test (DUT) via a universal holding fixture and a pair of minigrabber leads that enables connection to virtually any device that has accessible contacts. The optional test socket modules with programming pins up to 40-pin DIP and 16 and 28-pin SOIC packages, shown below, are available for programming input/output, power and ground pins per specification. Custom DUT boards up to 84 pins can be fabricated on special order.



Dip : 3" to 6" (7.6 - 15.2mm)  
40 pins max



SOIC : 16 pins



SOIC : 28 pins

#### Pro-Pack Materials Pte Ltd

Blk 970, Toa Payoh North, #04-18  
Toa Payoh Industrial Estate  
Singapore 318992

Tel : +65 63541511  
Fax : +65 63541711  
Email : sales@pro-pack.com.sg  
Website : www.pro-pack.com.sg

Regional Offices :

#### Malaysia

Bold Pack Industries Sdn Bhd

#### Indonesia

PT Pro-Pack Industries

#### Thailand

Bold-Pack Materials (Thai) Co. Ltd

#### Philippines

Pro-Pack Materials (Philippines) Inc.

#### India

Pro-Pack Materials India Pvt Ltd

#### China

Pro-Pack Materials (Wuxi) Co., Ltd

## Product Data

### ESD Discharge Simulator

Model : 910

Code : 4002 Series

#### Pro-Pack Materials Pte Ltd

Blk 970, Toa Payoh North, #04-18  
Toa Payoh Industrial Estate  
Singapore 318992

Tel : +65 63541511  
Fax : +65 63541711  
Email : sales@pro-pack.com.sg  
Website : www.pro-pack.com.sg

#### Regional Offices :

**Malaysia**  
Bold Pack Industries Sdn Bhd

**Indonesia**  
PT Pro-Pack Industries

**Thailand**  
Bold-Pack Materials (Thai) Co. Ltd

**Philippines**  
Pro-Pack Materials (Philippines) Inc.

**India**  
Pro-Pack Materials India Pvt Ltd

**China**  
Pro-Pack Materials (Wuxi) Co., Ltd

#### Specifications :

#### Control Section :

<b>Range</b>	: LO : ±5 -1999V, HI : ±20 - 8250V
<b>HV Adjust</b>	: Coarse & Fine potentiometers
<b>Resolution</b>	: LO : ±1V, HI : ±10V
<b>Displays</b>	: Voltage Level : 3½"-digit LED, 0.5" (12mm) numeric AUTO mode : 1-digit LED, 0.5 (12mm) numeric
<b>Accuracy</b>	: Better than 5%
<b>AUTO Mode</b>	: Discharges : 0-9 Interval : 0.3-30 sec
<b>Power</b>	: Voltage : 100, 110, 220, 240VAC, 50/60Hz Input : IEC Socket with 8' (2.4m) cable, NA plug
<b>Mechanical</b>	: Dimensions (Case) : 16"Wx18"Dx7"H (41x46x16cm) Weight : 20 lbs (9.1kg)

#### Discharge Section :

<b>HV Switch</b>	: Mercury displacement, SPST Relay
<b>R/C Networks, ±10%</b>	: HBM : 100pf Cap Module & 1500Ω Resistor Module MM : 200pf Cap Module & 0Ω Resistor Module
<b>Custom R/C Networks</b>	: Capacitor : 100 - 500pf Resistor : 100 - 5000Ω

**Output/Gnd.** : Standard .161" (4mm) Banana jack

**Cables** : 6" (152mm)

HBM, MM (Universal) : Banana-Minigrabber  
HBM, MM (DUT Socket Mod.) : Bannana-.080 Pin (2mm)

#### Options :

<b>CDM Module</b>	: Plug-in with Std banana jack output, Separate switched ground banana jack
<b>LO Range</b>	: Waveform compliance below 1000V Mercury wetted discharge relay

Remote discharge control : 5V logic

#### DUT Programmable Socket Modules:

<b>DIP</b>	: 2 to 40 pin
<b>SOIC</b>	: 16 pin
<b>SOIC</b>	: 28 pin
<b>Custom</b>	up to 84 pin PLCC/CLCC